



**GSPS Marine**  
3807 Gulf Shores Parkway,  
Gulf Shores, AL, 36542  
Phone: 251-948-6748

# Parker 2320 SC

Boat Type: Cuddy Cabin



## OVERVIEW

Changing seasons can be tricky. Parker's Sport Cabin boats are built to welcome the changing weather with comfort in mind. The enclosed cabin allows 365 days of protection from the sun, rain, heat and cold. The standard opening windows, lockable cabin door, upholstered seating combined with nimble handling sets the cabin models apart. The superior fabrication blended with optional features such as Garmin electronics, second station, and rocket launchers customizes these boats to your boating needs.

## SPECIFICATIONS

### Basic Information

Manufacturer:	Parker	Boat Type:	Cuddy Cabin
Model:	2320 SC	Hull Material:	
Year:	2018	Hull Type:	
Category:	Power		

## Dimensions & Weight

Length:	23.00 ft	Draft - max:	1 ft 3 in - 0.38 meter
LOA:	30 ft 9 in - 9.37 meter	Bridge Clearance:	-
Beam:	8 ft 6 in - 2.59 meter	Dry Weight:	4100 ft
Deadrise Aft:	21.00 °		

## Tank Capacities

Fuel Tank:	137 gallons - 1 tank(s)	Holding Tank:	-
Fresh Water Tank:	-		

## Accommodations

Total Cabins:	-	Crew Cabins:	-
Total Berths:	-	Crew Berths:	-
Total Sleeps:	-	Crew Sleeps:	-
Total Heads:	-	Crew Heads:	-
Captains Cabin:	No		

## FEATURES

### STANDARD EQUIPMENT

**Forward Cabin:** (68"l, 78"w, 35"hdrm over bunk) Twin berths w/storage & cushions; headliner; portlights (p & s) w/screens; overhead ventilation hatch w/screen; privacy curtain; porta-potti w/dockside pump out; anchor locker door.

**Pilothouse:** Tinted windshields (stbd opening) & windows (sliding side windows w/screens); headliner; **NEW** cabin lights; **NEW** ladder back chair w/cushions & footrest; inboard facing lounge seat (port) w/tackle cabinet (3 tray), interior storage & grabrails (fore & aft), storage tray (stbd), non-skid on pilothouse floor.Lockable Pilothouse Door

NEW Aluminum Pilothouse Door

Compass

Windshield Wipers (p & s)

Dual Trumpet Horn

Stainless Steel Handrails On Top & Sides Of Pilothouse

Stainless Steel One-Piece, Welded Bow Rail (1 1/4" Diameter)

Stainless Steel Deck Hardware [8" Cleats: Bow, Spring & Stern (Pull-Up)]

Stainless Steel Rodholders (2 Pair)

NEW Anchor Locker On Foredeck

Hydraulic Steering w/Stainless Steel Wheel

Trim Tabs w/Instant Retract

NEW Combination LED Low Profile Navigation Lights (International Rules)

Cockpit Lighting Compass

Bilge Pump w/Float Switch

Raw Water Washdown




NEW Stereo w/Speakers (4 Each)

Rod Storage & Toe Rails under gunwales (4 Rods)  
NEW Full Transom w/Transom Door  
NEW Bracket w/Ladder, Insulated Fishbox & Livewell  
Self-Bailing Cockpit (108"l, 81"w, 24"d) w/ Contrasting Non-Skid Surface  
Hull & Deck Joint Thru-Bolted (S/S Fasteners)  
Heavy Duty Sport Rub Rail w/Stainless Steel Insert  
Flotation Foam  
10 Year Limited Hull Warranty

## **OPTIONAL EQUIPMENT**

Pulpit w/Roller  
Anchor Windlass (w/ 300' Line)  
Position Indicators For Trim Tabs  
Fresh Water Washdown  
Rocket Launcher (Aluminum 6 Rod)  
L.E.D. Spreader Light (Each)  
Cockpit Sunshade (Canvas)(S/S Frame)  
Cockpit Coaming Pads  
Seaspension Suspension Pedestal w/Footrest (each)  
Deluxe Helm Chair Upgrade  
Ventilating Windshield (Port)  
Open Back Pilothouse w/ Drop Curtains  
West Coast (Extra Height) Bow Rail (Available w/ Pulpit Only)  
2nd Station (Freestanding Or Bulkhead)  
2nd Station for F200XCA/F250XCA (Elec Controls)(Freestanding or Bulkhead)  
Folding Cockpit Lounge Seat  
Hull Color: (Ice Blue, Abaco Green, Gunmetal Gray, Sandy Tan, or Horizon Blue)  
Underwater Lights (Blue L.E.D.)  
Shrink Wrap Cover  
Garmin Electronics Packages (VHF Antenna not included)  
    GPS MAP 742 XS & B60 TH W/ VHF 110  
    GPS MAP 942 XS & B60 TH W/ VHF 110  
    GPS MAP 7610 XSV & B60 TH W/ VHF 110

## GALLERY



**GSPS Marine**  
3807 Gulf Shores Parkway,  
Gulf Shores, AL, 36542  
Phone: 251-948-6748