



**McMichael Yacht Brokers**  
447 East Boston Post Road  
Mamaroneck, NY 10543  
Phone: 877.606.0401

# Hanse 675

Boat Type: Cruiser



## OVERVIEW

Stunning lines twinned with a semi custom build ethos, the new 675 really is a remarkable addition to the award winning Hanse Yachts range.

Developed with Williams jet tenders the new 675 will accommodate a 325 tender into the transom garage effortlessly giving you a fantastic toy to play with.

For more information on the new 675 please get in touch

[contact.us@hanseyachts.co.uk](mailto:contact.us@hanseyachts.co.uk)

## SPECIFICATIONS

### Basic Information

Manufacturer:	Hanse	Boat Type:	Cruiser
Model:	675	Hull Material:	Fiberglass
Year:	2019	Hull Type:	Monohull
Category:	Sail		

### Dimensions & Weight

Length:	70.00 ft	Draft - max:	10 ft 2 in - 3.1 meter
LOA:	69 ft 3 in - 21.11 meter	Bridge Clearance:	104 ft 10 in - 31.95 meter
Beam:	19 ft 4 in - 5.89 meter	Dry Weight:	81791 ft
Deadrise Aft:	-		

### Tank Capacities

Fuel Tank:	291 gallons - 1 tank(s)	Holding Tank:	-
Fresh Water Tank:	238 gallons - 1 tank(s)		

### Accommodations

Total Cabins:	-	Crew Cabins:	-
Total Berths:	-	Crew Berths:	-
Total Sleeps:	-	Crew Sleeps:	-
Total Heads:	-	Crew Heads:	-
Captains Cabin:	No		

## FEATURES

### HULL

- 14 hull windows (7 each side)
- GRP hull, isophthalic gelcoat, colour: Signal White (RAL 9003), 1st layer vinyl ester resin with balsa sandwich core.
- Waterline and cove line, isophthalic gelcoat, colour: Dark Grey (RAL 7043)

### KEEL

- L-keel, cast iron, draft: 3.10 m

### LAYOUT & INTERIOR

- A1: Sail locker in bow and master cabin with island berth, storage space and a separate head on port and shower stall on stb
- B1: VIP cabin with double berth, storage and separate head with shower stall on stb and office and walk-in locker

on port

- C1: Saloon with lounge area with L-sofa and large navigation area on stb and bar and dinning table on port
- D1: Full functional galley with utility room on port and double cabin with separate head on stb
- 3-burner gas stove with oven, ventilation hood, waste bin, 12 V fridge approx. 140 l, double stainless steel sink with mixing tab
- Interior furniture in high quality marine plywood, satin varnished
- Hanse companionway closing system
- Saloon table, fixed
- Worktop in galley - Corian Anthracite
- Courtesy lights in saloon
- Indirect lights in saloon and cabins, dimmable
- LED overhead lights in saloon and cabins, dimmable

#### **WOOD (FURNITURE, FLOORBOARD)**

- Furniture - Mahogany Style , Satin Varnish
- Cupboards fronts in wood colour
- Floorboard - Acacia
- Floorboard - wooden grating in all heads and showers

#### **UPHOLSTERY, CARPETS & CURTAINS**

- Comfort mattresses for all berths
- Upholstery - Monte Carlo, colour: Cream

#### **DECK & OUTSIDE EQUIPMENT**

- GRP deck with antislip surface, isophthalic gelcoat, colour: Signal White (RAL 9003), 1st layer vinyl ester resin and balsa sandwich core. Cockpit locker on port and stb, stern locker, dinghy garage, stowage for running rigging at helm position, anchor locker at bow.
- 2 stainless steel steering wheels with leather cover
- 2 cockpit tables, stainless steel frame with teak top
- Pulpit and pushpit, stainless steel

- Railing, incl. stanchions and stainless steel wire with gateway stanchion
- Covered halyards and control lines lead to cockpit helmposition, organizers and jammers, 8 retractable mooring cleats, handrail on coachroof, bow anchor fitting with step
- 2 LEWMAR 65 EST EVO electrical halyard winches
- 2 LEWMAR 65 ST EVO manual secondary winches
- Bathing platform, hydraulic fold-out, remote control and swimming ladder
- 2 lights in cockpit
- Courtesy lights in cockpit
- Helmsman footrests (extractable)
- 4 cleats - bow and stern and 4 cleats - midship (2 each side)
- Anchor windlass, electrical, 2000 W, remote control with chain counter
- Delta-anchor 45 kg, galvanized with 60 m galvanized chain, dia. 13 mm
- Genoa tracks incl. cars with pin stop
- Self tacking jib system
- Mainsheet system
- 7 big and 8 small deck hatches - openable, anchor locker hatch, stowage on coachroof with acrylic glass hatch
- 10 deck coach roof windows - 4 openable on side, 2 openable as sliding roof, portlights in cockpit sides for aft cabins

## **RIG & SAILS**

- Rig, anodized aluminium, keel stepped, with kicker, standing and running rigging and 2 reefs
- Backstay tensioner, hydraulic
- Vang, hydraulic
- Hydraulic jib furler

## **PROPULSION**

- Fuel tank, approx. 1100 l
- Engine (Diesel, approx. 146 hp) - shaft drive, 4-blade folding propeller

- Bowthruster, 24V, 145 kp, retractable incl. batteries, electric

## **EQUIPMENT**

- 24 V and 230 V electric system with digital switchboards, bus system, 230 V shore power and sockets in cabins and heads

- AGM battery set, capacity: 1x 90 Ah + 4x 225 Ah (450 Ah at 24 V)

- Country Version: EU / AUS

-Inverter/charger, 24 V / 7000 W - 200 A

-Manual toilet with sea water flush - cabin layout D1 and D3

- Electric toilet with sea water flush - cabin layout A1 - A3

-Manual toilet with sea water flush - cabin layout B1

-Manual toilet with sea water flush - cabin layout B2 - B4

- Shower unit in cockpit, warm-/ coldwater

- LPG gas system, 2 bottles in stowage

- Blackwater system (appr. 185 l, appr. 85 l for aft head) with deck extraction and seacock for head, electric and manual bilge pump

- Freshwater system with electric pump and 75 l hotwater, heated by main engine

- Fresh water tank, appr. 900 l

## **ACCESSORIES**

- Blind set with flyscreens for hatches, portlights and deck windows

- Blinds for hull windows in saloon and master cabin

- Blind for sunroof in saloon, electric

- LED Navigation lights, bow & stern

-Wind indicator

- Flagpole

- 8 fenders

- 8 mooring lines

- HANSE maintenance kit

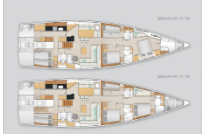
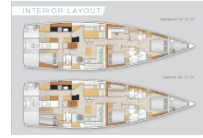



**SHIPPING & TRANSPORT**

- CE - Certificate cat. A - 12

- Owners manual

- EC - Type Examination Certificate

# GALLERY



**McMichael Yacht Brokers**  
447 East Boston Post Road  
Mamaroneck, NY 10543  
Phone: 877.606.0401