



**Yachting Solutions**  
229 Commercial Street  
Rockport, ME, US  
Phone: (207) 236-8100

# AB Inflatables Nautilus 19 DLX

Boat Type: Inflatable



## OVERVIEW

Beautifully crafted with elegant lines and painstaking attention to detail, the Nautilus series is our premier line of luxury tenders. The Nautilus line was created with the discerning yachtsman in mind. Its superior design is a reflection of the exceptional performance, comfort, and style sought by our most demanding customers. Each Nautilus model is meticulously hand crafted using only the finest materials, and richly appointed with an impressive array of amenities. The Nautilus series offers outstanding maneuverability, making these boats a pleasure to pilot whether in open water or high-traffic harbors. Nautilus models are the tenders of choice for yacht owners and captains who will accept only the best.

- Overall Length: 19'3" / 5.79m
- Overall Beam: 8'4" / 2.54m
- Inside Length: 15'4" / 4.67m
- Inside Beam: 4'5" / 1.35m
- Tube Diameter: 22" / 0.56m
- Number of Chambers: 5
- Person Capacity: 12
- Weight: 1639lb / 745kg

- Recommended HP: 115hp / 85.8kw
- Maximum HP: 150hp / 111.9kw
- Shaft Length: 25" / 63.5cm
- Water Built-In Tanks: 20 gal / 76 lt
- RDC Design Category: C

## SPECIFICATIONS

### Basic Information

Manufacturer:	AB Inflatables	Boat Type:	Inflatable
Model:	Nautilus 19 DLX	Hull Material:	Fiberglass
Year:	2017	Hull Type:	Deep Vee
Category:	Power		

### Dimensions & Weight

Length:	19.00 ft	Draft - max:	-
LOA:	19 ft - 5.79 meter	Bridge Clearance:	-
Beam:	8 ft 4 in - 2.54 meter	Dry Weight:	1639 ft
Deadrise Aft:	-		

### Tank Capacities

Fuel Tank:	-	Holding Tank:	-
Fresh Water Tank:	20 gallons - 1 tank(s)		

### Accommodations

Total Cabins:	-	Crew Cabins:	-
Total Berths:	-	Crew Berths:	-
Total Sleeps:	-	Crew Sleeps:	-
Total Heads:	-	Crew Heads:	-
Captains Cabin:	No		

## FEATURES

### Standard Equipment

Hand Laid Fiberglass Deep "V" Hull  
 Stringer System Laminated into Hull  
 Diamond Shape Non-skid Deck  
 Self Bailing Deck  
 Integrated Marine Grade Aluminum Fuel Tank  
 Marine Grade Aluminum Water Tank with Pump and Shower  
 Plastic External Transom Plate  
 Aluminum Internal Transom Plate  
 Splash well, Draining

Bow Rider Seating Style  
One All Integrated Deck with Bow Front & Lateral Closed Cell Cushions  
2 Front & 2 Side Orca (CSM) Fabric Handles on Tubes  
Raised Double Rub Rail  
Push Push Plastic Non-Corrosive 2 Stage Inflation Valves  
Orca (CSM) Five Layer Coated Fabric  
Hand Pump  
Maintenance Kit  
Owner's Manual  
Closed Cell Foam Upholstery  
Port Boat Entrance Step with Diamond Shape Non-Skid  
Bow Sunbathing Bed  
Integrated Fiberglass Console  
Molded-In Stern Seat & Cushion with Armrest & Large Storage  
2 Port, 2 Starboard Seats with Coolers and/or Lockers with Cushion  
2 Deck Drains  
Hull Drain with Plug  
Bow Locker/Seat  
Bow Hatch Cushion  
Console Front Access Lid  
Bow Step with Fold Down Stainless Steel Cleat & Running Lights  
360° White Light Navigation Pole  
Integrated Stainless Steel Bow Port & Starboard Hand Rails  
Lateral Fold Down Stainless Steel Cleat  
3 Stainless Steel Davit Lifting Points  
Stainless Steel Console Grab Handle  
Stainless Steel Tie Down & Towing Rings  
Stainless Steel Bow Eye  
Stainless Steel Transom Tie Down & Towing Rings  
Deluxe Carbon Fiber Style Pannel  
6 Waterproof Rocker Switches with Circuit Brakers  
Battery Box  
Battery Switch  
Fuel and Water Separator Filter  
Sending Unit  
Automatic Bilge Pump 750 GPH  
Battery Charger  
Hydraulic Steering System  
Stainless Steel Steering Wheel with Knob  
Complete Tin Wiring & (Head) Heat Shrink Seal Terminals  
4 Layers Reinforced Seams

### **Optional Equipment**








Stainless Steel Light Arch  
Transom Ladder  
Bimini Top  
Chock Set  
Boat Cover  
Console Cover

Lifting Harness  
Teak Floor  
CD/Radio System  
Compass  
GPS  
VHF Package  
Rod Holders  
Stainless Steel Ski Tow

## **Attachment**

- [Accessories and Parts](#)
- [CAD Drawing](#)
- [Chock & Davit Information](#)

GALLERY

					
				<div><b>Yachting Solutions</b> 229 Commercial Street Rockport, ME, US Phone: (207) 236-8100</div>	